



Brenda Soulfire
crystal
medicine woman

Reiki Master



.....
Month 10: Dai Ko Myo Integration
Begin Reiki Master / Teacher Level

Class 20:
Non Traditional Reiki Symbols





BRENDA

Soulfire

Soul Sister

Mystic Circle Leader

Certified Crystal Healer

Registered Metaphysics Practitioner

Usui, Crystal and Shamanic Reiki Master/
Teacher

Boricua Crystal Medicine Woman

Spiritual Life Coach

Healer Brand Doula

Healer Mentor

Certified Life Coach



Brenda Soulfire
crystal vibeshifter



Soulfire Spiritual Shoppe
tools for mystics



INTERNATIONAL
REIKI
ORGANIZATION



WMA
Registered
Metaphysician

NON TRADITIONAL

.....

- When it comes to Reiki, it's essential to know that one symbol is never better than others. Instead, each has a specific role, and its power lies in how we use it.
- Symbols stamp energy with intention quicker than words
- Symbols are encoded with meaning and flavor the reiki passing through you
- Take your time with each symbol until you feel it integrated into your mind, heart, body, spirit.
- Start with symbols that call to you.
- Build up attunement slowly but surely, like a stalactite, at the same day/time in your routine helps
- No rushing between symbols. Stay and let your entire being absorb its lines and meanings




reiki symbols

NON TRADITIONAL

.....

- Beyond the traditional Usui 4 Reiki symbols lies a whole new world of symbols to attune yourself to!
- Each symbols has been coded to bring in a specific healing or manifesting vibration
- In 2014, William Rand, introduced Holy Fire Attunements as a “new” form of Reiki.



reiki symbols

NON TRADITIONAL



You activate reiki symbols by:

- Drawing
- Visualization
- Chanting the name 3 times



reiki symbols

NON TRADITIONAL

- Perhaps you have seen symbols while giving a Reiki session, in a dream, or while practicing on yourself. Pay attention to symbols which show up for you energetically or physically. They can show up in the form of plants, animals, or graphics which repeatedly show up.
- Following are some of the most popular symbols used in different branches of Reiki, most of them come from Tibetan and Holy Reiki new reiki by William Rand.



reiki symbols

RAKU

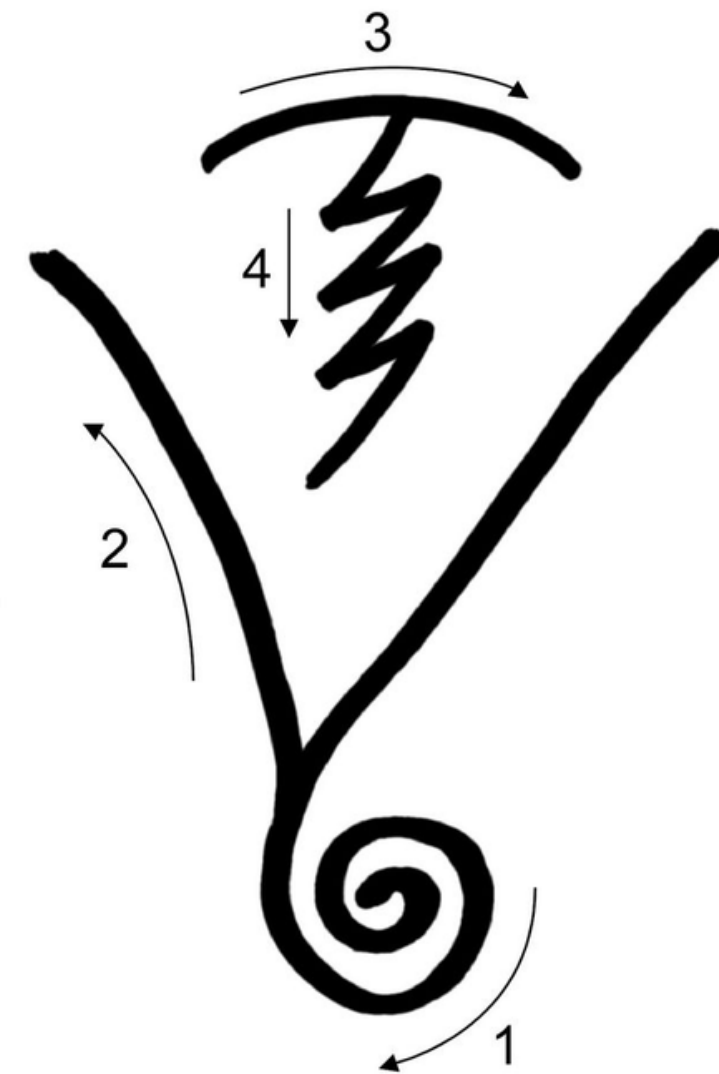
- aka The Fire Serpen or The Tunderbolt
- Grounding
- Closing Attunements
- Close , sever energy connections
- Complete and close reiki sessions
- Spinal, skeletal strength
- Intensify power of reiki ray, use at end of reiki sandwich
- drawn from bottom to top brings up awareness in the person
- removes obstructions
- activates kundalini
- good for menopause



MOTOR ZANON

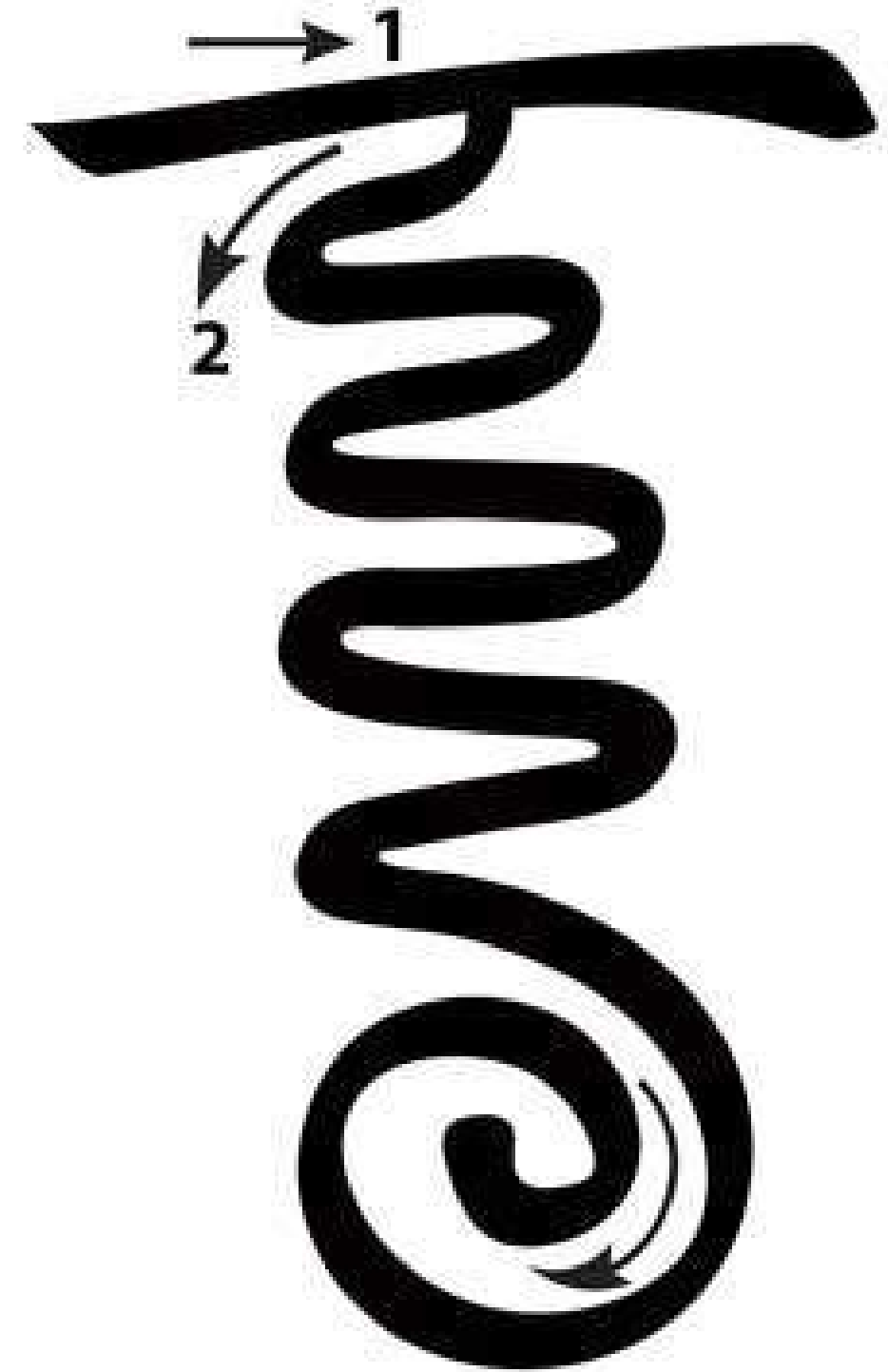
.....

- aka Anti Viral Symbol
- Use for contagious diseases to draw out the "bug", see symbol
- predominantly used for healing a living organism from viruses, bacteria, and parasites.



TIBETAN FIRE SERPENT

- from Karuna Reiki
- aka Raku, Fire Dragon, the fire
- raises kundalini energy from the base
- balances the energy system
- prepare for reiki session or attunement
- grounds energy
- maps energy during attunement
- makes sure energy is flowing smoothly
- connects and opens all chakras
- balances the nadis
- opens central channels
- clearing



ZONAR

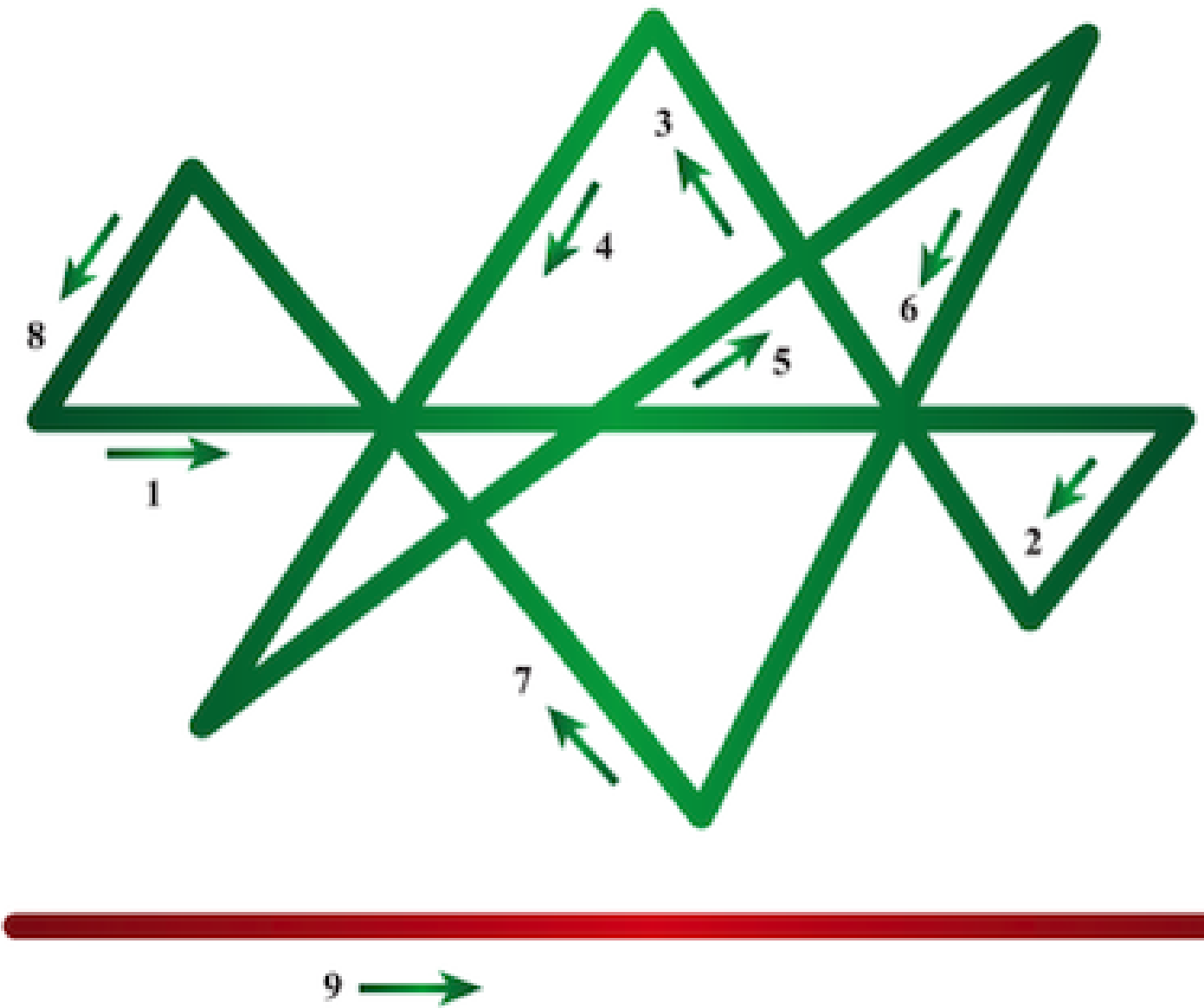
- Level 1 Karuna Reiki
- paves the way for deeper healing
- addresses complex, multidimensional issues
- brings in communication
- Archangel Gabriel associations
- Release trapped hidden stories
- Release of fear, hatred and shame
- Deep cellular healing
- prepares a dense energy person for reiki session
- calms physical body



MIDAS STAR


.....

- Seichem Reiki
- Abundance
- Prosperity
- Taken care of so I can fulfill my purpose
- final line in red to enhance
- success in inter personal relations, luck and harmony
- with steady flow of money, we can establish our power and help society
- The Midas Star can be drawn on the cash or cheque, which we receive, or also drawn on a piece of paper and kept in our Reiki box to ensure free flowing money and abundance.



REVERSE CHO KU REI

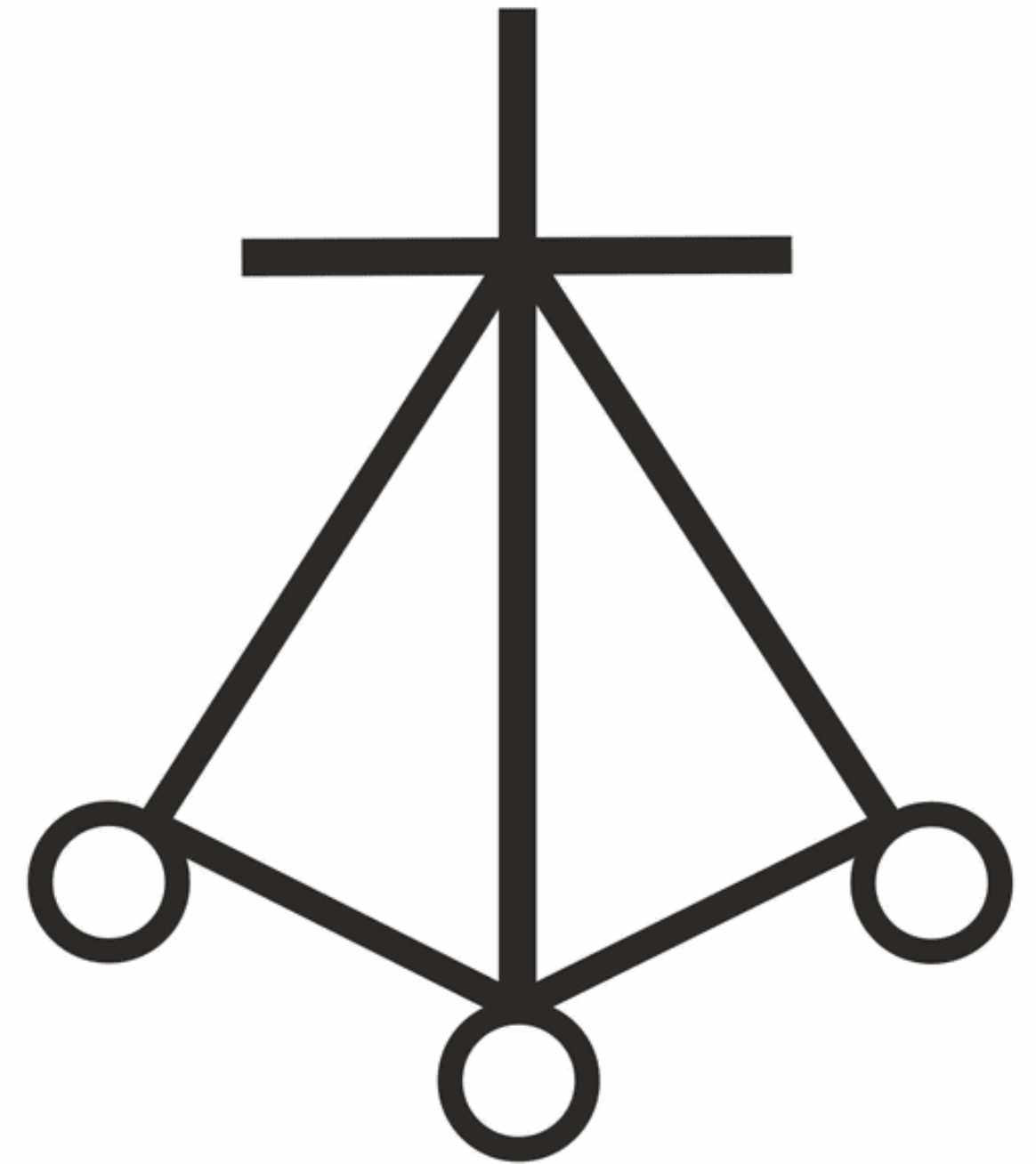
- spiral drawn in clockwise direction
- closes reiki sandwich
- brings in positive energy
- activates DNA upgrades
- brings balance
- powers up your healing power



HARTH

.....

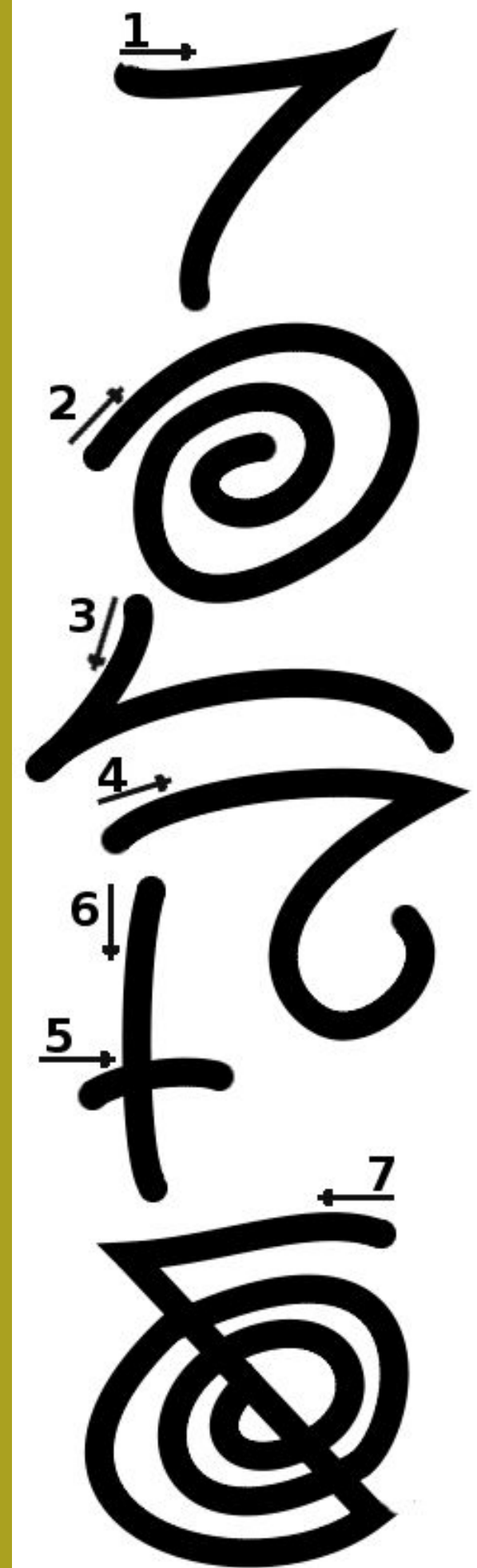
- Harth – a Karuna Reiki healing symbol – channeled by Kathleen Milner and Maroy Miller
- unconditional love
- Bring in balance, love, truth, harmony, and beauty
- Use in emotional healing
- Heart chakra upliftment
- Releases stress
- Release and see root causes of addictions, traumas, false beliefs around self



JOH-RE

.....

- Johre - a variation of Japanese calligraphy of the Johre Foundation. it literally means "white light" and when used helps release what doesn't serve, opens chakras and connects to spirit guides
- "White Light"
- releases blockages
- adminiter first to aura
- clearing
- places protective shield on person
- quickly release mental/emotional stress
- fast blessing or self healing
- quick chakra clearing



HOW TO ATTUNE YOURSELF TO REIKI SYMBOLS

- Make it a ceremony
- Gassho
- 21 days with symbol, touch base every day, same time
- wake up at 4 am
- draw it
- meditate with it
- chant with it
- connect with your own stories, correspondences
- use and watch
- let the symbol teach you, be open to it
- keep a reiki symbol journal
- keep at it until it feels you know it in your bones and symbol/frequency/meaning is easy to switch to



A close-up photograph of two hands, palms facing each other, holding a bright, glowing orb of light. The light is a vibrant yellow-orange, creating a lens flare effect. The background is a soft, out-of-focus light color. The text 'REIKI TIME!' is centered above the hands, and 'FOR YOU, LIGHTHOUSE!' is centered below them. A dotted line separates the two text elements.

REIKI TIME!

FOR YOU, LIGHTHOUSE!

OM WORK - CLASS 17

Reiki Master Certification

1. Attune yourself to 3 of the Non Traditional Reiki Symbols
2. Make sure you interact with them on a daily for at least 21 days with all 4 main bodies: physical, mental, emotional , spiritual.
3. Let them sink in, surrender to their meaning and miracles in your life.
4. Share experiences in the FB Group!
5. Re-read Chapter 12 of textbook
6. Do at least 1 of CH. 12 exercises, report to FB Group homepage. :)

SEE YOU DURING NEXT CLASS 21!

.....

Reiki Master Certification

Class 21: Anchoring Your Light Power

- What is no longer in alignment?
- A new way, a new you
- Healer, heal Thyself - Reiki Master Self Care



CRYSTAL BLESSINGS!

STAY CONNECTED

Email me at soulfirehealer@gmail.com

Visit my website at

www.brendasoulfire.com